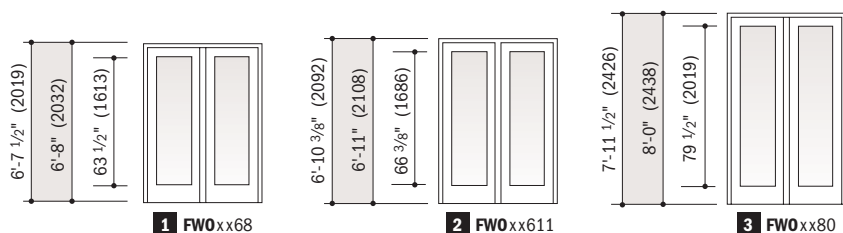


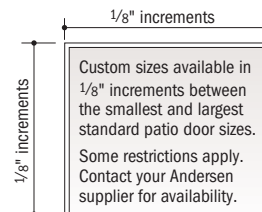
# 400 SERIES FRENCHWOOD® HINGED PATIO DOOR - OUTSWING



## THREE BASIC UNIT HEIGHTS



## CUSTOM SIZES



Colonial grille pattern for 8'-0" heights

Table of Basic Unit Sizes Scale 1/8" = 1'-0" (1:96)

Unit Dimension	2'-0 1/2"	4'-0"	4'-0"	2'-6 1/8"	2'-6 1/8"	2'-6 1/8"	4'-11 1/4"	4'-11 1/4"
Minimum Rough Opening	(620)	(1219)	(1219)	(765)	(765)	(765)	(1504)	(1504)
Unobstructed Glass	13 1/4" (336)	13 1/4" (336) 13 1/4" (336)	13 1/4" (336) 13 1/4" (336)	18 7/8" (479)	18 7/8" (479)	18 7/8" (479)	18 7/8" (479) 18 7/8" (479)	18 7/8" (479) 18 7/8" (479)

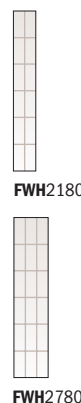
  

Unit Dimension	2'-8 1/8"	2'-8 1/8"	2'-8 1/8"	5'-3 1/4"	5'-3 1/4"
Minimum Rough Opening	(816)	(816)	(816)	(1607)	(1607)
Unobstructed Glass	20 7/8" (530)	20 7/8" (530)	20 7/8" (530)	20 7/8" (530) 20 7/8" (530)	20 7/8" (530) 20 7/8" (530)

Unit Dimension	3'-0 1/8"	3'-0 1/8"	3'-0 1/8"	5'-11 1/4"	5'-11 1/4"
Minimum Rough Opening	(918)	(918)	(918)	(1810)	(1810)
Unobstructed Glass	24 7/8" (632)	24 7/8" (632)	24 7/8" (632)	24 7/8" (632) 24 7/8" (632)	24 7/8" (632) 24 7/8" (632)


Size tables show the number of lights for 6'-8" and 6'-11" doors with the Colonial grille pattern.



### Divided Light Patterns for Patio Doors

In addition to the Colonial grille patterns shown in the table of basic unit sizes, other standard divided light patterns are available. Not all grille patterns are available in all configurations. See page 156, visit [andersenwindows.com/grilles](http://andersenwindows.com/grilles), or contact your Andersen supplier.

Colonial grille pattern for 8'-0" heights




Size tables show the number of lights for 6'-8" and 6'-11" doors with the Colonial grille pattern.

## Center Line Astragal Dimensions

	2'-0"	2'-0"
4-1 WIDTHS	(610)	(610)
5-0 WIDTHS	2'-5 5/8" (752)	2'-5 5/8" (752)
5-4 WIDTHS	2'-7 5/8" (803)	2'-7 5/8" (803)
6-0 WIDTHS	2'-11 5/8" (897)	2'-11 5/8" (897)

Colonial grille pattern for 8'-0" heights



Size tables show the number of lights for 6'-8" and 6'-11" doors with the Colonial grille pattern.

- Rough opening dimensions may need to be increased to allow for use of building wraps, flashing, sill panning, brackets, fasteners or other items.
- Andersen® art glass panels are available for all units on this page.
- "Unit Dimension" always refers to outside frame to frame dimension.
- Dimensions in parentheses are in millimeters.
- "S" designates a stationary unit which can be used as an individual unit or a sidelight.
- Combinations of door units joined together may require horizontal or vertical reinforcement. This reinforcement should be specified by a professional engineer.
- When ordering, be sure to specify color desired: White, Sandstone, Terratone® or Forest Green.

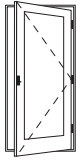
# 400 SERIES FRENCHWOOD® HINGED PATIO DOOR - OUTSWING



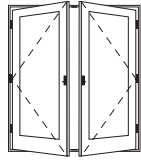
## Unit Identification—as viewed from the exterior




**Left Hinged**  
Hinges mounted on the left side of the panel.



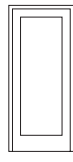
**Right Hinged**  
Hinges mounted on the right side of the panel.



**Active Panel**  
The operating panel most often used.




**Passive Panel**  
The operating panel with astragal attached.



**Stationary Panel**  
Non-operating panel.

## Order Designation Description



**FWO**  
Frenchwood® Hinged Door (Outswing)

**6068**  
Door Rough Opening

**A**  
Active Panel

**P**  
Passive Panel

**L**  
Left Hinged

**R**  
Right Hinged